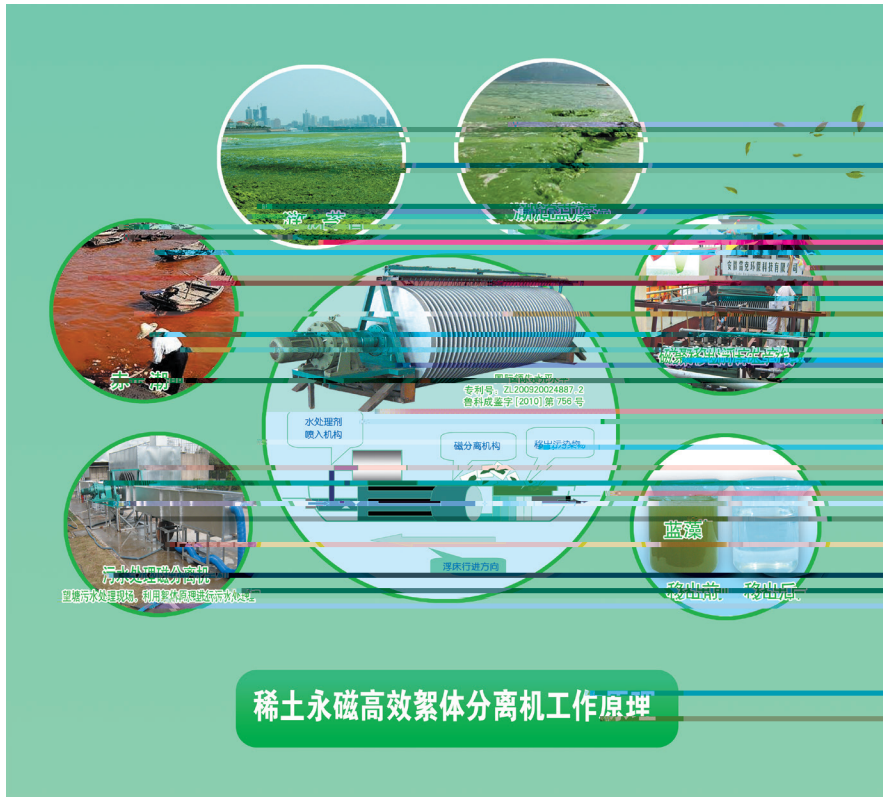
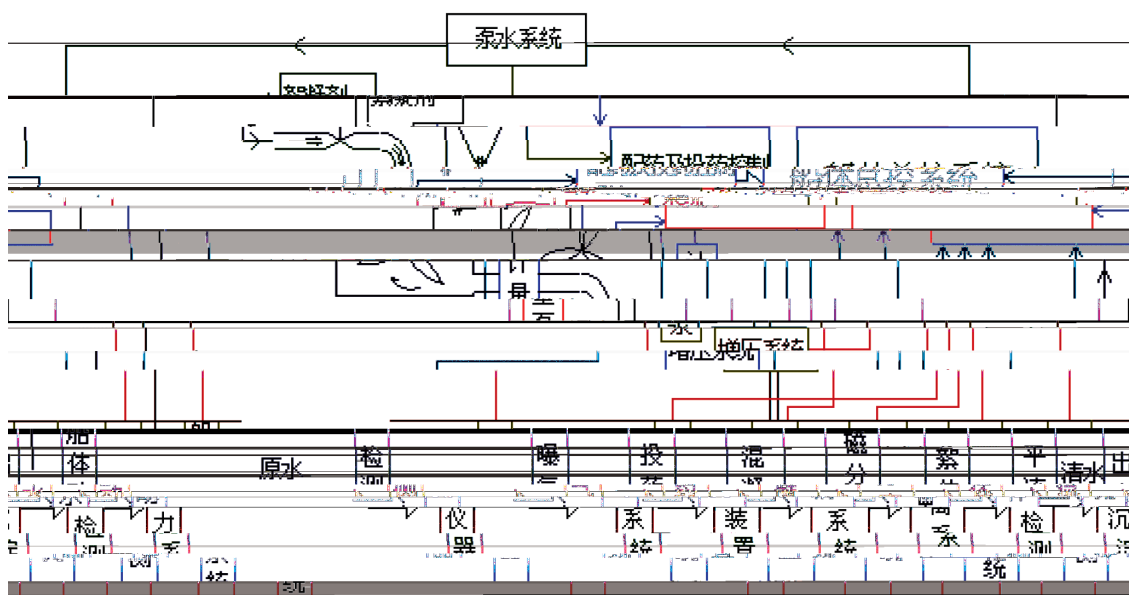
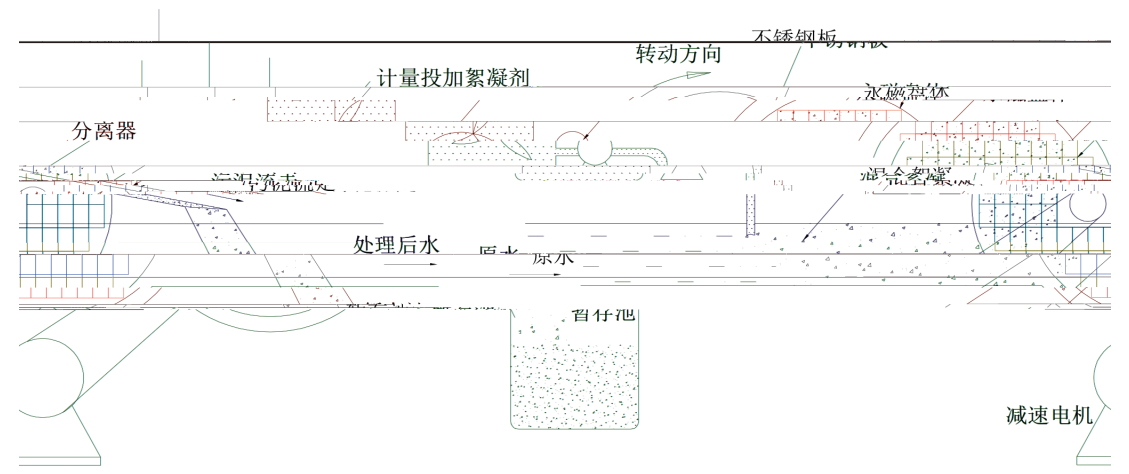




ZL200920024887.2







	mT	m ³ /h	mm)		KW	kg	L mm	mm
YCXL- 10- 5	250	60- 120	1000	5	4	2000	2500	1300
YCXL- 10- 10		120- 180		10	5.5	4000	3000	
YCXL- 12- 20		300- 500	1200	20	7.5	8000	4500	1500
YCXL- 12- 40		600- 1000		40		20000	6500	1500
YCXL- 15- 40		800- 1200	1500	40	11	25000	6500	1800
YCXL- 15- 60		1200- 1800		60		45000	9000	
YCXL- 20- 40		1000- 1500	2000	40	15	37000	6500	2500
YCXL- 20- 60		1500- 2000		60		58000	10000	

YCXL

385mT

	mT				
	250				
	250				
	385				





3

300

